

**Northern League Announces All-Star Rosters**

The Northern League announced Tuesday afternoon the members of the 2008 All-Star teams for the mid-season game between the I-29 All-Stars and the Chicagoland All-Stars to be played at Canwest Park in Winnipeg, MB on July 8<sup>th</sup>, 2008.

The host I-29 All-Stars (Fargo-Moorhead RedHawks, Kansas City T-Bones, and Winnipeg Goldeyes) will be managed by Winnipeg manager Rick Forney. The Chicagoland All-Stars (Gary SouthShore RailCats, Joliet JackHammers, and Schaumburg Flyers) will be led by Gary SouthShore manager Greg Tagert. The rosters were selected by voting from the league's managers, radio broadcasters, local media, and veteran players.



(all stats through June 30<sup>th</sup>)

**Standings**

	W	L	GB	Pct.
Gary	24	17	---	.585
Winnipeg	23	19	1.5	.548
Fargo-Moorhead	21	20	3.0	.512
Kansas City	20	21	4.0	.488
Joliet	20	21	4.0	.488
Schaumburg	16	26	8.5	.381

**Home Record**

	W	L	Pct.
Fargo-Moorhead	10	8	.556
Gary	11	9	.550
Winnipeg	12	12	.500
Joliet	10	11	.476
Kansas City	8	12	.400
Schaumburg	7	14	.333

**Road Record**

	W	L	Pct.
Gary	13	8	.619
Winnipeg	11	7	.611
Kansas City	12	9	.571
Joliet	10	10	.500
Fargo-Moorhead	11	12	.478
Schaumburg	9	12	.429

**Attendance**

	Total	Openings	Avg.
Winnipeg	137,281	22	6,240
Kansas City	109,454	20	5,473
Joliet	73,471	21	3,499
Fargo-Moorhead	55,011	16	3,438
Schaumburg	71,544	21	3,407
Gary	59,173	20	2,959
<b>Total</b>	<b>505,934</b>	<b>120</b>	<b>4,216</b>

**Team Batting**

	AVG	R	HR	SB
Joliet	.303	270	34	38
Kansas City	.295	264	50	63
Gary	.294	253	29	55
Winnipeg	.293	238	42	60
Fargo-Moorhead	.279	213	28	60
Schaumburg	.269	219	28	75

**Team Pitching**

	ERA	ER	BB	SO
Fargo-Moorhead	4.28	169	169	278
Gary	4.36	179	145	264
Winnipeg	4.61	187	132	278
Joliet	5.40	219	150	304
Kansas City	6.02	241	179	264
Schaumburg	6.23	254	185	214

**Team Fielding**

	%	G	E	TC
Fargo-Moorhead	.977	41	37	1,590
Gary	.973	41	44	1,623
Schaumburg	.969	42	50	1,635
Winnipeg	.967	42	52	1,556
Joliet	.963	41	59	1,604
Kansas City	.961	41	61	1,584










**Power Rankings**

	Rank	Pts	Previously
Gary	1	26	2
Fargo-Moorhead	2	23	1
Winnipeg	3	19	4
Joliet	4	16.5	3
Kansas City	5	12.5	5
Schaumburg	6	8	6

Note: Power Rankings compiled by cumulative league rank in win pct, avg, run differential, era, and fldg pct.

**Chicagoland All-Stars**

**I-29 All-Stars**

		<b>CATCHER</b>		
*****				
		<b>FIRST BASE</b>		
*****				
		<b>SECOND BASE</b>		
*****				
		<b>THIRD BASE</b>		
*****				
		<b>SHORTSTOP</b>		
*****				
		<b>OUTFIELD</b>		
*****				
		<b>OUTFIELD</b>		
*****				
		<b>OUTFIELD</b>		
*****				
		<b>DESIGNATED HITTER</b>		
*****				
		<b>STARTING PITCHER</b>		
*****				



**NORTHERN LEAGUE NEWSLETTER**



RedHawks All-Stars		AVG	G	AB	R	H	2B	3B	HR	RBI	BB	SO	SB	CS	SLG	OBP	
Castillo, David		.260	36	127	15	33	8	0	1	11	23	27	0	0	.346	.377	
Cota, Carlo		.284	41	155	23	44	11	0	0	19	24	36	5	3	.355	.385	
Eure, Jeff		.286	41	161	18	46	12	0	4	21	13	41	2	4	.435	.339	
Mathis, Joe		.304	41	171	26	52	10	3	2	21	10	34	11	2	.433	.340	
Mortimer, Steve		.282	40	142	27	40	12	0	7	23	19	51	10	1	.514	.378	
Penprase, Zachary		.328	41	137	26	45	7	3	0	17	19	33	15	5	.423	.409	
Rick, Alan		.281	38	135	23	38	8	0	8	29	22	30	0	0	.519	.390	
W-L	S	ERA	G	GS	IP	H	R	ER	BB	SO	AVG						
Bakker, Garry	1-2	0	2.08	7	6	34.2	27	10	8	18	24	.223					
Coffman, Broc	3-3	0	3.12	9	9	52.0	42	19	18	23	40	.221					
Cotton, Nate	1-0	9	2.03	14	0	13.1	10	4	3	4	16	.208					
Koerber, Scott	4-5	0	2.89	18	0	37.1	24	13	12	12	33	.188					



RailCats All-Stars		AVG	G	AB	R	H	2B	3B	HR	RBI	BB	SO	SB	CS	SLG	OBP	
Haake, Steve		.245	39	151	30	37	6	2	5	22	32	35	7	1	.411	.378	
Marconi, Rob		.290	39	138	32	40	6	6	3	21	14	34	5	1	.486	.361	
McNamee, Eric		.321	40	165	21	53	6	2	0	18	25	13	7	4	.382	.404	
Pecci, Jay		.305	40	167	33	51	15	1	4	14	16	11	3	1	.479	.373	
Rohde, Mike		.307	37	137	24	42	7	2	0	22	15	26	6	2	.387	.376	
Townsend, Tanner		.341	33	132	24	45	12	3	7	34	12	24	8	0	.636	.393	
Wallace, Brett		.283	32	99	13	28	8	0	1	19	9	19	0	1	.394	.343	
W-L	S	ERA	G	GS	IP	H	R	ER	BB	SO	AVG						
Cogan, Tony	2-1	0	1.11	5	5	32.1	21	5	4	6	25	.183					
Hoelscher, Nate	1-1	6	1.42	12	0	12.2	10	4	2	4	14	.204					
Plexico, Jeremy	5-2	0	3.00	10	10	63.0	57	26	21	13	41	.244					
Tuomi, Kai	2-1	0	4.33	10	10	52.0	63	33	25	11	32	.304					



JackHammers All-Stars		AVG	G	AB	R	H	2B	3B	HR	RBI	BB	SO	SB	CS	SLG	OBP	
Backman, Jr., Wally		.300	35	110	19	33	6	1	0	16	9	27	1	3	.373	.350	
Brooks, Doc		.344	39	154	29	53	8	1	5	27	26	30	6	2	.506	.440	
Harris, Cory		.287	38	129	29	37	4	0	7	26	25	9	4	3	.481	.413	
McIntyre, Nick		.349	38	149	28	52	16	0	2	26	16	23	5	1	.497	.430	
Prosisie, Nick		.254	38	130	16	33	5	0	1	21	15	24	0	1	.315	.324	
Thon, Freddie		.338	35	148	21	50	10	1	5	29	4	19	2	0	.520	.367	
W-L	S	ERA	G	GS	IP	H	R	ER	BB	SO	AVG						
Meigs, Tyler	1-4	3	3.76	22	0	26.1	31	15	11	8	21	.284					
Moraga, David	5-1	0	4.61	9	9	52.2	62	32	27	18	30	.294					
Sevier, Nate	2-2	0	4.35	10	10	62.0	68	33	30	15	43	.271					
Troia, Aaron	5-2	0	4.22	10	10	59.2	62	28	28	24	56	.267					



T-Bones All-Stars		AVG	G	AB	R	H	2B	3B	HR	RBI	BB	SO	SB	CS	SLG	OBP	
Correll, Brad		.341	41	164	38	56	15	0	15	49	25	28	1	2	.707	.430	
Eggleston, Aharon		.351	41	154	28	54	12	0	1	26	13	10	19	3	.448	.402	
Fasano, James		.276	41	170	23	47	15	0	10	43	17	25	1	0	.541	.344	
Mahar, Kevin		.280	41	168	32	47	9	0	7	17	14	22	13	1	.458	.333	
Watson, Rob		.359	41	167	39	60	15	0	7	32	26	37	4	0	.575	.449	
W-L	S	ERA	G	GS	IP	H	R	ER	BB	SO	AVG						
Durost, Kenny	2-2	0	4.56	9	9	53.1	47	29	27	26	44	.241					
Horner, Mark	3-0	0	3.51	24	0	25.2	29	12	10	4	23	.282					
Trahan, David	1-1	10	5.54	14	0	13.0	16	10	8	4	10	.291					



Flyers All-Stars		AVG	G	AB	R	H	2B	3B	HR	RBI	BB	SO	SB	CS	SLG	OBP	
Allensworth, Jermaine		.313	40	150	25	47	9	0	0	11	15	24	8	2	.373	.385	
Harrison, Vince		.366	42	164	25	60	13	1	6	34	16	19	7	6	.567	.421	
Haska, Mark		.236	42	157	22	37	5	3	1	17	15	36	6	6	.325	.305	
Johnson, Rontrez		.314	31	118	27	37	4	2	5	18	14	12	20	2	.508	.407	
Williams, Peanut		.287	36	136	21	39	8	1	5	29	15	30	3	0	.471	.353	
W-L	S	ERA	G	GS	IP	H	R	ER	BB	SO	AVG						
Byard, David	2-2	3	3.97	16	0	22.2	20	10	10	20	11	.260					
Mumma, Brad	4-3	0	4.10	9	9	59.1	68	34	27	8	37	.281					



Goldeyes All-Stars		AVG	G	AB	R	H	2B	3B	HR	RBI	BB	SO	SB	CS	SLG	OBP	
Heath, Demetrius		.284	35	141	24	40	6	1	0	10	14	17	14	4	.340	.358	
Lentini, Fehlandt		.344	42	183	33	63	14	6	4	20	9	14	16	2	.552	.372	
Meadows, Tydus		.289	40	142	26	41	5	0	5	27	26	34	4	0	.430	.409	
Metheny, Brent		.386	42	158	34	61	14	1	6	33	24	17	8	4	.601	.471	
Poulin, Max		.304	40	138	25	42	6	1	5	23	13	22	3	3	.471	.362	
West, Kevin		.316	41	155	26	49	13	1	9	26	18	40	0	2	.587	.389	
W-L	S	ERA	G	GS	IP	H	R	ER	BB	SO	AVG						
Ariail, Ryan	2-1	0	1.88	18	0	24.0	18	8	5	11	24	.214					
Baldwin, Zachary	4-1	0	3.61	9	8	47.1	50	23	19	14	21	.275					
Beuning, Brian	3-2	3	1.54	26	0	41.0	30	8	7	11	37	.211					
Kintzler, Brandon	4-3	0	5.05	9	9	51.2	66	37	29	16	35	.304					
Mendoza, Cristian	0-1	8	4.15	17	0	13.0	13	6	6	5	14	.255					

League Leaders



**AVG**  
Brent  
METHENY  
**.386**

2	Juan Diaz	JOL	.372
4	Vince Harrison	SCH	.366
3	Rob Watson	KC	.359
5	Aharon Eggleston	KC	.351

**HR**  
Brad  
CORRELL  
**15**




2	Jim Fasano	KC	10
3	Kevin West	WIN	9
4	Alan Rick	F-M	8
5t	several players tied		7



**RBI**  
Brad  
CORRELL  
**49**

2	Jim Fasano	KC	43
3t	Tanner Townsend	GAR	34
3t	Vince Harrison	SCH	34
5	Brent Metheny	WIN	33

**WINS**  
Jeremy  
PLEXICO  
**5**



1t	David Moraga	JOL	5
1t	Aaron Troia	JOL	5
4t	several players tied		4



**ERA**  
Tony  
COGAN  
**1.11**

2	Brian Beuning	WIN	1.54
3	Garry Bakker	F-M	2.08
4	Scott Koerber	F-M	3.89
5	Jeremy Plexico	GAR	3.00

**STRIKEOUTS**  
Aaron  
TROLIA  
**56**



2	Kenny Durost	KC	44
3	Nate Sevier	JOL	43
4t	Dane Renkert	F-M	41
4t	Jeremy Plexico	GAR	41