

RedHawks and T-Bones Leading the Pack in the Second Half

Vying for the final two playoff spots to join Calgary and Gary SouthShore into the 2007 playoffs, the Fargo-Moorhead RedHawks and Kansas City T-Bones sit atop their respective divisions in the second half as the halfway point approaches.

Already with a six game lead after 23 games, the RedHawks have 11 of their final 25 games at home where they have a league-best 26-11 (.703) record. In addition, they only face the Winnipeg Goldeyes, their closest competitor in the division, three more times (August 7th, 8th, & 9th). Led by a pitching staff that has a 3.53 ERA in the second half, F-M Manager Doug Simunic is trying to lead a team into the Northern League post-season for the fourteenth time in 15 seasons.

While the RedHawks have done it with pitching, the Kansas City T-Bones have moved into the lead in the South Division behind their explosive offense. In the second half, the T-Bones have batted .321 as a team and have averaged 7.5 runs scored a game. While Kansas City leads Joliet and Schaumburg by two and a half and three games respectively, 22 of their final 25 games are played against intra-division foes. K.C. Manager Andy McCauley is trying to lead a team to the Northern League post-season for the fourth time in five seasons.

Northern League Eclipses 20 Million Fans

On Friday, August 3rd, the Northern League welcomed their 20 millionth fan. Entering play that day only 8,698 shy of 20 Million, the league had a total attendance of 15,499 (Fargo-Moorhead – 3,275, Kansas City – 6,056, Joliet – 5,112, and Edmonton – 1,056). Established as the premier independent league, six of the eight teams in the Northern League are averaging over 3,000 fans a game in '07: Atlantic League (5 of 7), American Association (4 of 10), Frontier League (5 of 12), and the Can-Am League (2 of 9).

Ryan Radmanovich Hits 250th Home Run in the Minors

Edmonton Cracker-Cats outfielder and Alberta native Ryan Radmanovich hit solo home runs in consecutive at bats on July 28th raising his career total to 250 in the minor leagues.



He was originally drafted by the Minnesota Twins in the 14th round of the 1993 draft and spent the first 10 seasons of his career playing for the Minnesota, Seattle, San Diego, and Pittsburgh organizations. In all, Radmanovich hit 29 bombs in Class A ball, 25 more in AA, another 97 in AAA, and two with Monterey in the Mexican Leagues. Since coming to independent leagues in 2003, he hit 87 homers with the Somerset Patriots in the Atlantic League, and 10 more with the Cracker-Cats. Rad-Man's major league career consisted of a 25-game appearance with the Mariners in 1998 where he hit two home runs in 69 at bats.

Northern League Alumni – Updates

Northern League alumni continue to prosper at the next level. Since the league was rejuvenated in 1993, 605 players have had their contracts purchased by major league teams. During the 2007 season alone, six players have been acquired: Eric Riggs (Marlins), Jon Weber (Rangers), Brad Correll (Red Sox), Justin Fiske (Cardinals), Darryl Lawhorn (A's), and Chad Blackwell (Blue Jays). Weber (pictured right) has since been traded to the Devil Rays and was assigned to their Class AAA in Durham. Weber is batting .340 with three home runs and 14 RBI in 15 games for the Bulls.



Alumni Notes: Todd Martin (pictured left), who played for the Gary SouthShore RailCats in 2006, is in Triple Crown contention in the NY-Penn League. Playing for the Mahoning Valley Scrappers (Indians), he leads the league with a .390 batting average and 38 RBI, and is one of the pace for the home run lead with eight...Justin Fiske has yet to allow a run to score in seven appearances for the Batavia Muckdogs (9.2 IP/0 ER), while striking out 15 and walking none...Since being acquired by the Blue Jays, Chad Blackwell has not allowed a run to score in four appearances with Dunedin, a span of 7.2 innings pitched...Brad Correll is batting .307 with 17 home runs and 45 RBI in only 33 games played for the Class A Lancaster JetHawks...On August 1st, Tagg Bozied hit two home runs and collected eight RBI for Class AAA Memphis Redbirds.

For all the current Northern League alumni updates, [click here](#) for a detailed list.

(through August 6th)				
Second Half Standings				
North Division	W	L	GB	Pct.
Fargo-Moorhead	17	6	---	.739
Winnipeg	11	12	6.0	.478
Calgary	10	13	7.0	.435
Edmonton	8	15	9.0	.348
South Division	W	L	GB	Pct.
Kansas City	14	9	---	.609
Joliet	11	11	2.5	.500
Schaumburg	11	12	3.0	.478
Gary	9	13	4.5	.409
Overall Standings				
	W	L	GB	Pct.
Fargo-Moorhead	43	27	---	.614
Gary	39	31	4.0	.557
Calgary	39	32	4.5	.549
Winnipeg	38	32	5.0	.543
Joliet	33	37	10.0	.471
Kansas City	32	39	11.5	.451
Schaumburg	31	40	12.5	.437
Edmonton	27	44	16.5	.380
Attendance				
	Total	Openings	Avg.	
Winnipeg	205,991	32	6,437	
Kansas City	221,627	37	5,990	
Schaumburg	152,499	33	4,621	
Joliet	130,032	34	3,824	
Gary	126,479	36	3,513	
Fargo-Moorhead	121,910	36	3,386	
Edmonton	68,109	36	1,892	
Calgary	53,179	32	1,662	
Team Batting				
	AVG	R	HR	SB
Kansas City	.309	381	63	69
Calgary	.309	455	51	70
Joliet	.293	414	81	36
Fargo-Moorhead	.293	429	73	63
Edmonton	.285	413	51	34
Winnipeg	.282	393	79	92
Gary	.274	337	27	82
Schaumburg	.268	356	53	98
Team Pitching				
	ERA	ER	BB	SO
Fargo-Moorhead	4.09	282	265	395
Gary	4.19	293	254	443
Joliet	4.82	335	292	454
Winnipeg	4.85	329	285	458
Schaumburg	5.21	359	274	429
Calgary	5.75	400	247	411
Kansas City	6.20	427	326	424
Edmonton	6.44	433	263	428
Team Fielding				
	%	G	E	TC
Fargo-Moorhead	.980	70	55	2,763
Gary	.978	70	59	2,707
Calgary	.977	71	62	2,726
Winnipeg	.975	70	66	2,605
Joliet	.969	70	83	2,692
Edmonton	.964	71	97	2,660
Kansas City	.960	71	110	2,733
Schaumburg	.959	71	113	2,729
Power Rankings				
	Rank	Pts	Previously	
Fargo-Moorhead	1	37.5	1	
Gary	2	28	2t	
Calgary	3	26.5	2t	
Joliet	4	25.5	4	
Winnipeg	5	25	5	
Kansas City	6	17.5	6	
Edmonton	7t	10	7t	
Schaumburg	7t	10	7t	

Note: Power Rankings compiled by cumulative league rank in win pct, avg, run differential, era, and fldg pct.





Calgary Vipers –The Vipers are still on pace to break the Northern League Runs Scored record of 612 by the 1997 Goldeyes (83 games) and Team Hits record of 1,043 set by the Lincoln Salt Dogs in 2005, but they have been passed by the T-Bones in both categories (runs = 455 to 481 and hits = 775 to 774)...Calgary continues to have the best road record in the league at 22-15 (.595)...The Vipers have three players in the top ten in batting: Darryl Brinkley (1st - .395), Carlos Duncan (6th - .341), and Kyle Nichols (9th - .332)...The Vipers close-out the season with their final 16 games versus Fargo-Moorhead and Winnipeg, eight games apiece.



Edmonton Cracker-Cats – Since the departure of former manger Frank Reberger on July 24th, the Cracker-Cats are 6-6 (.500)...Edmonton's final 19 games of the season are played against Winnipeg (11 games) and Fargo-Moorhead (eight games)...Scott Richmond has been credited with nine of the team's 27 wins (33%)...George Sandel continues to have a break-out season. Entering the season with a .234 career batting average, he is batting .312 through 69 games and had a 12-game home batting streak snapped on July 31st.



Fargo-Moorhead RedHawks – The RedHawks need to reach 28 wins in the second half for manager Doug Simunic (789-498, .613) to reach 800 career wins in the Northern League... Dane Renkert is 6-0 over his last six starts and is tied for the lead league with 10 wins...Joe Mathis leads the team in batting (.336), hits (97), home runs (14), RBI (59), and stolen bases (14)...F-M has a four game lead for the best record in the league, but could be running away with the league if they had a better record in one-run games (4-12, .250).



Gary SouthShore RailCats – The First Half Champion RailCats have fallen on tough times in the second half going 9-13 (.409), dropping their overall record to 39-31 (.557). On June 25th, they were 26-10 (.722), but have gone 13-21 (.383) since... The RailCats have not scored more than three runs in a game since they put up seven back on July 26th versus the Schaumburg Flyers (eight games)... Despite having a winning record on the road (18-16), the RailCats pitchers have a 5.64 ERA on the road, nearly double their home ERA of 2.89.



Joliet JackHammers – Joliet (253-285, .470) maintains a 7.5 game lead on Gary (246-293, .456) in the franchises' all-time standings. Both teams entered the Northern League in 2002...The 'Hammers finished the month of July 12-14 (.462), the third straight month they finished two games under .500. They finished June 12-14 (.462) and May 6-8 (.429)...Dating back to June 12th, Juan Diaz has reached base safely in 23 consecutive games at home...Diaz leads the league in home runs (19), the JackHammers have not had a home run champ in team history.



Kansas City T-Bones –Rob Watson has reached base safely in every home game this season, a 37-game consecutive on-base streak...The T-Bones hot month of July (batted .328 as a team) has catapulted them past the Calgary Vipers in most offensive categories. K.C. is now on pace to break the Northern League Runs Scored record of 612 by the 1997 Goldeyes (83 games) and Team Hits record of 1,043 set by the Lincoln Salt Dogs in 2005...Eight of the nine T-Bones starters have a batting average over .300.




Schaumburg Flyers –James Morrison (38 games) and Brandon Villafuerte (39 games) have both appeared in more than half of the Flyers 71 games. The league record is 56 appearances by Kris Regas of Gary in 2006...Since being acquired by the Flyers from the Camden River Sharks (Atlantic League) on June 30th, Jimmy Hurst is batting .344 with 11 RBI in 20 games...The Flyers lead the league with 113 errors in 71 games (.959 fielding pct.)...Schaumburg continues to lead the league with 98 stolen bases. The league record is 156 set by Winnipeg (1997).



Winnipeg Goldeyes – The Goldeyes franchise won their 700th game (703-511, .579) on July 28th versus the Edmonton Cracker-Cats...The Goldeyes are 28-0 when they lead after eight innings. Closer Matt Davis is second in the league with 16 saves...The Goldeyes are 23-10 (.697) at CanWest Global Park. The Fish will play 14 of their final 25 games at home...Outfielder Fehlandt Lentini leads the league with 31 stolen bases and stolen base success percentage (.861). He led the league with 57 steals in 2006.


League Leaders - through August 6th

	AVG Darryl BRINKLEY .395
---	---

2 Rob Watson	KC	.371
3 Juan Diaz	JOL	.367
4 Mario Delgado	KC	.350
5 Derek Nicholson	JOL	.342

HR Juan DIAZ 19	
--	---


2t Joe Mathis	FM	14
2t Calvin Pickering	KC	14
2t Brent Metheny	WIN	14
2t Walter Young	WIN	14

	RBI Calvin PICKERING 71
---	--

2 Jason Colson	CAL	65
3 Darryl Brinkley	CAL	64
4 Mario Delgado	KC	62
5 Juan Diaz	JOL	61

WINS Dane RENKERT 10	
---	---

1t Nate Sevier	JOL	10
3t Chris Schutt	CAL	9
3t Scott Richmond	EDM	9
3t Josh Habel	GAR	9

	ERA Lou POTE 2.93
---	--

2 Josh Habel	GAR	3.15
3 Dane Renkert	FM	3.36
4 Scott Richmond	EDM	3.38
5 Willie Glen	GAR	3.58

STRIKEOUTS Willie GLEN 115	
---	---

2 Scott Richmond	EDM	83
3 Benjamin Moore	WIN	74
4 Dane Renkert	F-M	72
5t several players at		67