







**Top Three Teams Inching Towards Post-Season Berths**

As the 2009 Northern League regular season heads down the final two weeks, the top three teams have all but clinched a berth into the post-season, however, things are far from over in determining home-field advantage and the top seed. The Winnipeg Goldeyes and Gary SouthShore RailCats are only separated by percentage points in the standings, while the Fargo-Moorhead RedHawks trail by only two games. A real battle is also shaping up between the defending champion Kansas City T-Bones and the Schaumburg Flyers for the fourth and final seed in the playoffs. Only two and a half games separate the teams, while the Joliet JackHammers still remain in contention seven games back with 15 to play.

Remaining Games						
Home Games	11	8	7	6	5	8
Road Games	5	6	9	9	9	7
Versus.....	SCH=8 F-M=4 JOL=3 G-S=1	F-M=7 SCH=3 JOL=3 WIN=1	G-S=7 WIN=4 KC=4 JOL=1	JOL=8 F-M=4 SCH=3	WIN=8 G-S=3 KC=3	KC=8 G-S=3 WIN=3 F-M=1

\*\*\*\*\*

**Rockford Riverhawks to Join Northern League in 2010**

The Rockford RiverHawks announced on August 3<sup>rd</sup> they will be joining the Northern League for the 2010 season. The Northern League, which is expanding to eight teams next year, has also announced the addition of the Lake County Fielders of Zion, IL. Already featuring three Chicagoland franchises, the league will have five teams within 100 miles of each other in 2010.



The RiverHawks franchise was a charter member of the Frontier League in 1993, when it was in Portsmouth, Ohio. It relocated to Springfield in 1995 and moved to Rockford following the 2001 season. The RiverHawks have never posted a losing season record and reached the post-season four consecutive years (2004-2007). In 2004, they won the Frontier League championship.

\*\*\*\*\*

**Kansas City Royals Legend to Sign with T-Bones**

The T-Bones have announced that they will sign Kansas City Royals Hall of Famer Willie Wilson to a one-day contract for their game against the Joliet JackHammers on August 22. Wilson, who will wear #6 and start in center field, has had a relationship with T-Bones general manager Chris Browne extending back a couple of decades when Browne was a bat boy for the Royals for seven seasons, beginning with the Royals 1985 World Series victory.



Wilson has decided to donate the money raised from an autograph session and jersey auction, as well as his T-Bones salary to charity. The Willie Wilson Foundation conducts baseball camps and clinics for all boys and girls age 7-14 and teams with other organizations to provide services for children in need. Most recently, the foundation teamed up with Team Smile to provide free dental screening and treatment to underserved children. To learn more about the foundation, visit [www.williewilsonbaseball.org](http://www.williewilsonbaseball.org).

\*\*\*\*\*

**Northern League atop the Indy Circuit in Attendance**

The Northern League leads all independent leagues averaging 4,333 fans per game. The Winnipeg Goldeyes continue to lead all indy teams with a 6,053 per game average.

\*\*\*\*\*

**Northern League Alumni Notes**

T-Bones pitcher Luis Villarreal had his contract purchased by the Seattle Mariners on August 8th. He left the Northern League as the leader in ERA (3.07) and strikeouts (87) while posting a 5-3 record. Villarreal was assigned to the Mariners Class AA affiliate in West Tennessee (Southern League).



Joliet JackHammers outfielder Brad Correll had his contract purchased on August 14<sup>th</sup> by the Boston Red Sox. He was assigned to their Class A affiliate in Salem (Carolina League).



**More Alumni Notes:** R.J. Swindle (Schaumburg/2005-06), pictured left, was claimed off waivers by the Tampa Bay Rays on August 7<sup>th</sup> only to be designated for assignment the next day and claimed by the Cleveland Indians... For more links and updates to the Northern League alumni, please go to [www.northernleague.com/alumni](http://www.northernleague.com/alumni).



(all stats through August 15<sup>th</sup>)

**Standings**

	W	L	GB	Pct.
Winnipeg	48	32	----	.600
Gary	49	33	----	.598
Fargo-Moorhead	46	34	2.0	.575
Kansas City	36	45	12.5	.444
Schaumburg	35	47	14.0	.427
Joliet	29	52	19.5	.358

**Home Record**

	W	L	Pct.
Gary	30	10	.750
Winnipeg	24	13	.649
Fargo-Moorhead	24	17	.585
Kansas City	19	23	.452
Schaumburg	18	25	.419
Joliet	13	27	.325

**Road Record**

	W	L	Pct.
Fargo-Moorhead	22	17	.564
Winnipeg	24	19	.558
Gary	19	23	.452
Kansas City	17	22	.436
Schaumburg	17	22	.436
Joliet	16	25	.390

**Attendance**

	Total	Openings	Avg.
Winnipeg	211,868	35	6,053
Kansas City	211,126	40	5,278
Schaumburg	181,468	42	4,321
Fargo-Moorhead	153,621	40	3,841
Gary	135,564	39	3,476
Joliet	120,315	38	3,166

<b>Total</b>	<b>1,013,962</b>	<b>234</b>	<b>4,333</b>
--------------	------------------	------------	--------------

**Team Batting**

	AVG	R	HR	SB
Fargo-Moorhead	.294	533	105	115
Winnipeg	.283	463	105	88
Kansas City	.276	473	96	46
Gary	.271	423	38	81
Joliet	.263	363	59	69
Schaumburg	.257	359	56	101

**Team Pitching**

	ERA	ER	BB	SO
Winnipeg	4.11	321	233	472
Gary	4.47	361	276	516
Fargo-Moorhead	4.77	374	340	483
Kansas City	5.04	395	305	540
Joliet	5.12	405	318	524
Schaumburg	5.23	422	313	533

**Team Fielding**

	%	G	E	TC
Kansas City	.979	81	62	3,078
Fargo-Moorhead	.973	80	83	3,103
Gary	.973	82	84	3,097
Schaumburg	.971	82	90	3,143
Joliet	.970	81	91	3,065
Winnipeg	.970	80	91	3,028

**Power Rankings**

	Rank	Pts	Prev.
Fargo-Moorhead	1	24.5	2 (22)
Winnipeg	2	23.5	1 (25)
Gary	3	20.5	3 (21)
Kansas City	4	20	4 (18)
Joliet	5	8.5	5t (9.5)
Schaumburg	6	8	5t (9.5)

Note: Power Rankings compiled by cumulative league rank in win pct, avg, run differential, era, and fldg pct.



**Fargo-Moorhead RedHawks: 46-34 (.575), 7-3 last 10 games, 13-7 last 20**

The RedHawks are moving closer to their 13<sup>th</sup> post-season appearance in the franchise's 14 seasons. Any combination of Flyers losses and RedHawks victories totaling four clinches a post-season berth (magic number is six on T-Bones)...F-M is three wins away from extending their league-record streak of seasons over-.500 to 14...Dating back to June 28<sup>th</sup>, shortstop Zach Penprase has reached base in a league-high 43 straight games. He also currently leads the league with 34 stolen bases...As a team, the 'Hawks lead the league with 115 stolen bases. They also lead the league with a 79.9% stolen base success rate...Broc Coffman is 3-1 since returning from the disabled list on July 26<sup>th</sup>. He is now tied for the league lead with nine wins. He finished the '08 season tied for the league lead with 10.

\*\*\*\*\*

**Gary SouthShore RailCats: 49-33 (.598), 7-3 last 10 games, 13-7 last 20**

The RailCats are looking to secure a playoff berth for the fifth straight season, dating back to 2005 when Greg Taggart first joined the organization... Any combination of Flyers losses and RailCats victories totaling two clinches a post-season berth (magic number is four on T-Bones)...The 'Cats are also only one win shy of notching their 50<sup>th</sup> win of the season for a fifth straight time...The RailCats currently have an all-time record of 370-373 (.498). If they can win at least nine of their last 14 games, they will end the season with their all-time record over .500 for the first time in franchise history. The 'Cats debuted in the league as a traveling team finishing 20 games under .500 (35-55, .389) in 2002.

\*\*\*\*\*

**Joliet JackHammers : 29-52 (.358), 4-6 last 10 games, 6-14 last 20**

With 15 games remaining, the JackHammers sit seven games back for the fourth and final post-season spot...They are currently in the midst of a brutal 21-game stretch (July 28<sup>th</sup>-August 19<sup>th</sup>) where they only play the top three teams in the league: Winnipeg (six games), Gary SouthShore (six games), Fargo-Moorhead (nine games). After the first 17 games they have gone 5-12 (.294)...Outfielder Joe Gaetti has a hit in 13 of the last 14 games. Over the last six games, he is batting .391 (9-for-23) with five home runs 11 RBI...Vince Harrison, who was acquired from the Flyers on July 28<sup>th</sup>, is batting .393 (11-for-28) over his last eight games. He is fifth in the league in batting at .323 on the season.

\*\*\*\*\*

**Kansas City T-Bones : 36-45 (.444), 5-5 last 10 games, 10-10 last 20**

If the season were to end today, the Defending Champion T-Bones would hold the fourth seed and a berth into the post-season. Last season, the 'Bones made the playoffs as the fourth seed with a 46-50 record...The T-Bones have 15 games remaining, eight versus Joliet (8-5, .615 vs. 'Hammers), four versus Fargo-Moorhead (7-10, .412 vs. 'Hawks), and three versus Schaumburg (9-8, .529 vs. Flyers)...Outfielder Greg Jacobs ranks third in the league in batting (.324). He is only .004 points off the pace in search of his first NL Batting Crown. He finished second in the league in 2006 (.333) and fourth in 2005 (.348)...The T-Bones have outscored their opponents by 39 runs, but are only 6-18 (.250) in one-run games.

\*\*\*\*\*

**Schaumburg Flyers : 35-47 (.427), 4-6 last 10 games, 7-13 last 20**

The Flyers are looking to qualify for the post-season for the first time since 2006. They currently trail the T-Bones by two and a half games for the final playoff berth...The Flyers have 14 games remaining, eight versus Winnipeg (6-7, .462 vs. Goldeyes), three versus Gary-SouthShore (2-14, .125 vs. 'Cats), and three versus Kansas City (8-9, .529 vs. T-Bones)...The Flyers have a better winning percentage on the road (17-22, .436) than they do at home (18-25, .419)...The Flyers have three pitchers who have made 18 starts this season (Ed Almonte, Dustin Glant, and Carmen Pignatiello). The Goldeyes are the only other team in the league with two players to make 18 starts this year.

\*\*\*\*\*

**Winnipeg Goldeyes : 48-32 (.636), 4-6 last 10 games, 11-9 last 20**

The Goldeyes are attempting to finish the season with the best record in the league for a third time in franchise history and first time since 2002...The Fish are on the verge of qualifying for the playoffs for the fourteenth time in 16 season. Any combination of Flyers losses and Goldeyes victories totaling two clinches a post-season berth (magic number is four on T-Bones)... After leading the league with 38 home runs in the month of July, the Goldyes have hit 24 after only 14 games in August. Designated hitter Juan Diaz has led the way hitting 11 homers in July and seven in August...Winnipeg is 36-5 (.878) when they have a lead after five innings...The Goldeyes have four different players with saves. Matt Davis leads with 12.

\*\*\*\*\*



**League Leaders – (through August 15<sup>th</sup>)**



**AVG**  
Jeremiah  
PIEPKORN  
**.328**

2	Dee Brown	WIN	.328
3	Greg Jacobs	KC	.324
4	Mike Coles	F-M	.324
5	Vince Harrison	JOL	.323

**HR**  
Juan  
DIAZ  
**25**



2	Ryan Fox	KC	22
3	Kevin West	WIN	19
4	Alan Rick	F-M	17
5	Nic Jackson	F-M	16



**RBI**  
Nic  
JACKSON  
**83**

2	Juan Diaz	WIN	78
3	Kevin West	WIN	65
4	Greg Jacobs	KC	61
5t	several players tied at		59

**WINS**  
Ace  
WALKER  
**9**



1t	Broc Coffman	F-M	9
3	Bear Bay	WIN	8
4t	Tom Thornton	GAR	7
4t	Tony Cogan	GAR	7



**ERA**  
Luis  
VILLARREAL  
**3.07**

2	Ace Walker	WIN	3.18
3	Bear Bay	WIN	3.54
4	Chris Jones	GAR	3.75
5	Scott Fogelson	F-M	3.91

**STRIKEOUTS**  
Ryan  
KNIPPSCHILD  
**90**



2	Luis Villarreal	KC	87
3	Tony Cogan	GAR	83
4	Jason Richardson	SCH	75
5	Ace Walker	WIN	67